

Baron



Design: P&S Studio



Baron

AS-27

CONFIGURATIONS

SOFA SLEEPER

*Top view shown at 1/4" scale.

SPECIFICATIONS

FRAME: Welded tubular steel, powder epoxy coated.

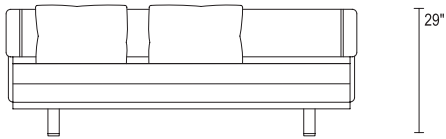

SUSPENSION: Beech wood slats

CUSHIONS: Seat & back; multiple density and IFD polyurethane foam wrapped with polyester fiber.

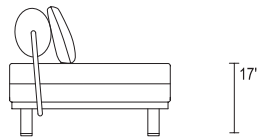
Back pillow; 100% polyester.

LEGS: Matte silver finish.


SPECIAL FEATURE: Multiple positioning seat and back; recline, relax, sleep.



83"



36"



72"

84"

77"