

# METRO

## Standard Features:

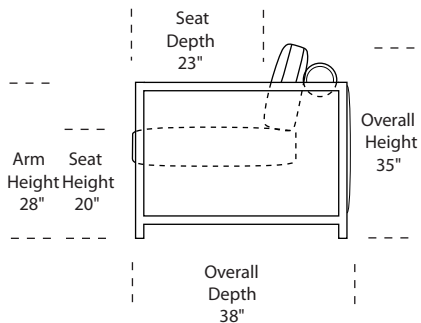
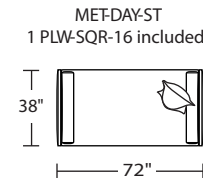
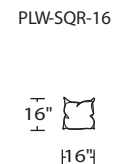
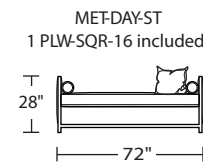
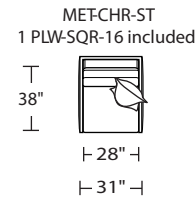
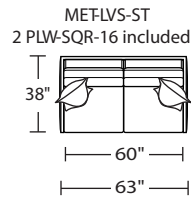
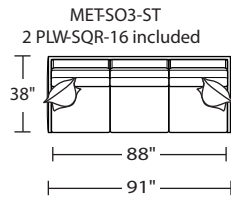
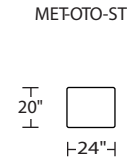
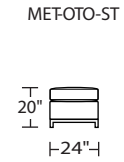
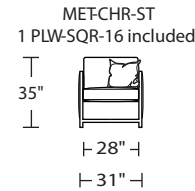
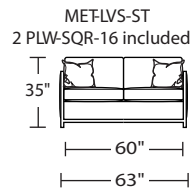
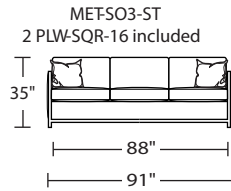
- Advanced unidirectional suspension system
- Premium high-density, high-resiliency foam
- All hardwood frames
- Quick-ship delivery
- Lifetime warranty on frame & suspension
- Welt cord trim
- PLW-SQR-16 measures 16" x 16"
- Daybed includes 2 bolster pillows

## Options:

- Extra firm foam seats available
- Down seats available
- Wood legs available in black, cognac, espresso or walnut finish
- Contrasting back cushion & seat available:
- If two grades are selected, price at higher grade
- Specify down toss pillow in any leather or fabric
- For additional pillows order PLW-SQR-16

Please use actual leather, fabric and Ultrasuede swatches when specifying furniture as the colors shown may vary due to the printing process.

Due to size of leather hides, your furniture will have seams on the front, back and sides. For more information please contact your sales representative.



\*Note: arm height for this frame is measured at the highest point of the curved arm.

Due to size of leather hides, your furniture will have seams on the front, back and sides. For more information please contact your sales representative.

A. Front      B. Back      C. Sides

\*Dotted line indicates where seams may be located.

Scale: 1/8 inch = 1 foot  
All dimensions are approximate and subject to change.  
Specify components from the sitting position.

V.10.20.08