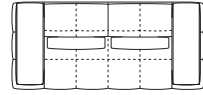
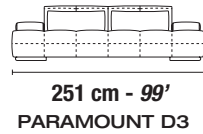
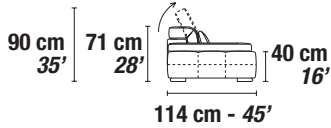


# paramount

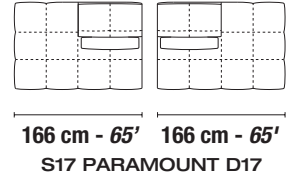
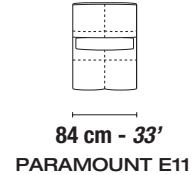
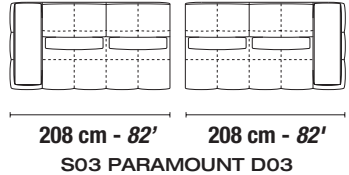
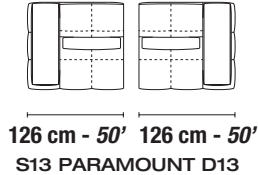
## technical sheet

SCALE: 1/8 INCH = 1 FOOT (1:96)  
 Each piece is made by hand and has its own uniqueness.  
 Measures may vary with a tolerance up to 4%



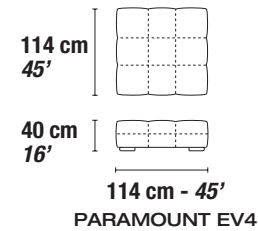
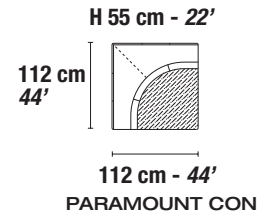
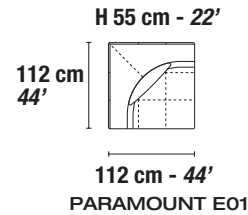
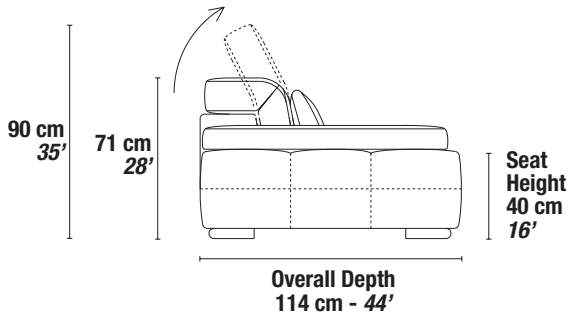
### STANDARD FEATURES

Hard wood frame - Reinforced and crossed elastic Pirelli webbing.  
 Seat depth 52 cm - 20' inches  
 Seat height 40 cm - 16' inches  
 Loose lumbar support and tight arm cushions.  
 Legs PL51 - Height 4,5 cm - 1'3/4 inches.  
 Double needle stitching / Heavy duty needle stitching  
 Units with back cushions features a headrest mechanism with can be lifted up individually.  
 Leather thickness from 1.4 up to 2.4 mm.



### OPTIONS

Throw pillows



NOTE : CON - CORNER TABLE WITH WOOD TOP